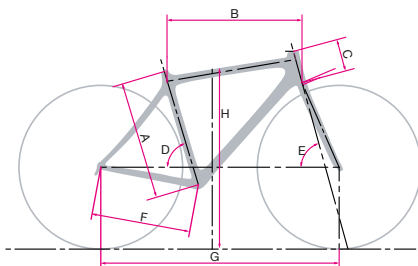
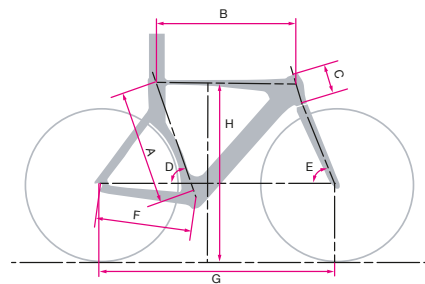


| Modell | Rahmengröße | Sitzrohr-Länge (mm) | Oberrohr-Länge (mm) | Steuerrohr-Länge (mm) | Sitz-Winkel (°) | Lenk-Winkel (°) | Kettenstreb-Länge (mm) | Radstand (mm) | Überstands-Höhe (mm) | Stack (mm) | Reach (mm) |
|---|-------------|---------------------|---------------------|-----------------------|--------------------|-----------------|------------------------|---------------|----------------------|------------|------------|
| Propel Advanced SL0 Propel Advanced SL2 Propel Advanced SL Rahmenkit | S | 710 | 535 | 135 | 73,5 | 72,0 | 405 | 974 | 768 | 534 | 377 |
| | M | 740 | 555 | 150 | 73,0 | 73,0 | 405 | 980 | 790 | 552 | 386 |
| | ML | 770 | 570 | 170 | 72,5 | 73,0 | 405 | 986 | 813 | 566 | 391 |
| | L | 790 | 585 | 185 | 72,5 | 73,0 | 405 | 1.001 | 836 | 580 | 402 |
| | XL | 820 | 605 | 200 | 72,0 | 73,0 | 405 | 1.021 | 849 | 594 | 412 |
| Propel Advanced 1 Propel Advanced 2 | S | 500 | 535 | 135 | 73,5 | 72,0 | 405 | 974 | 768 | 534 | 377 |
| | M | 520 | 555 | 150 | 73,0 | 73,0 | 405 | 980 | 790 | 552 | 386 |
| | ML | 545 | 570 | 170 | 72,5 | 73,0 | 405 | 986 | 813 | 566 | 391 |
| | L | 575 | 585 | 185 | 72,5 | 73,0 | 405 | 1.001 | 836 | 580 | 402 |
| | XL | 595 | 605 | 200 | 72,0 | 73,0 | 405 | 1.021 | 849 | 594 | 412 |
| TCR Advanced SL TCR Advanced SL Rahmenkit | S | 700 | 535 | 135 | 73,5 | 72,0 | 405 | 974 | 742 | 534 | 377 |
| | M | 730 | 555 | 150 | 73,0 | 73,0 | 405 | 980 | 765 | 552 | 386 |
| | ML | 760 | 570 | 170 | 72,5 | 73,0 | 405 | 992 | 787 | 566 | 391 |
| | L | 790 | 585 | 185 | 72,5 | 73,0 | 405 | 1.006 | 805 | 580 | 402 |
| | XL | 820 | 605 | 200 | 72,0 | 73,0 | 405 | 1.021 | 823 | 594 | 412 |
| TCR Composite 1 TCR Composite 2 TCR Composite 3 TCR SLR TCR 0 TCR 1 TCR 2 | S | 465 | 535 | 135 | 73,5 | 72,0 | 405 | 974 | 742 | 534 | 377 |
| | M | 500 | 555 | 150 | 73,0 | 73,0 | 405 | 980 | 765 | 552 | 386 |
| | ML | 535 | 570 | 170 | 72,5 | 73,0 | 405 | 992 | 787 | 566 | 391 |
| | L | 555 | 585 | 185 | 72,5 | 73,0 | 405 | 1.006 | 805 | 580 | 402 |
| | XL | 585 | 605 | 200 | 72,0 | 73,0 | 405 | 1.021 | 823 | 594 | 412 |
| Defy Advanced SL Rahmenkit | S | 700 | 530 | 145 | 74,0 | 72,0 | 420 | 990 | 754 | 545 | 374 |
| | M | 730 | 545 | 165 | 73,5 | 72,5 | 420 | 995 | 777 | 566 | 377 |
| | ML | 760 | 560 | 185 | 73,0 | 72,5 | 420 | 1.007 | 790 | 580 | 382 |
| | L | 790 | 575 | 205 | 73,0 | 72,5 | 420 | 1.022 | 813 | 599 | 392 |
| | XL | 820 | 595 | 225 | 72,5 | 72,5 | 420 | 1.037 | 833 | 618 | 400 |
| Defy Advanced 0 Defy Advanced 1 Defy Composite Defy | S | 465 | 530 | 145 | 74,0 | 72,0 | 420 | 990 | 754 | 545 | 374 |
| | M | 500 | 545 | 165 | 73,5 | 72,5 | 420 | 995 | 777 | 566 | 377 |
| | ML | 535 | 560 | 185 | 73,0 | 72,5 | 420 | 1.007 | 790 | 580 | 382 |
| | L | 555 | 575 | 205 | 73,0 | 72,5 | 420 | 1.022 | 813 | 599 | 392 |
| | XL | 585 | 595 | 225 | 72,5 | 72,5 | 420 | 1.037 | 833 | 618 | 400 |
| Trinity Advanced SL | S | 465 | 500 | 80 | 74,7 / 76,2 / 78,0 | 73,0 | 405 | 967 | 787 | | |
| | M | 495 | 522 | 110 | 74,7 / 76,2 / 78,0 | 73,0 | 405 | 991 | 815 | | |
| | L | 520 | 533 | 140 | 74,7 / 76,2 / 78,0 | 73,0 | 405 | 1.005 | 843 | | |
| Trinity Composite 1 Trinity Composite 2 | S | 500 | 513 | 110 | 75,0 / 78,0 | 73,0 | 405 | 982 | 762 | 510 | 404 |
| | M | 520 | 529 | 130 | 75,0 / 78,0 | 73,0 | 405 | 1.001 | 785 | 530 | 417 |
| | L | 540 | 546 | 150 | 75,0 / 78,0 | 73,0 | 405 | 1.019 | 805 | 549 | 430 |



ROAD RAHMEN

| | |
|--------------------|---|
| RAHMENGRÖSSE | A |
| OBERRÖHRLÄNGE | B |
| STEUERROHRLÄNGE | C |
| SITZWINKEL | D |
| LENKWINKEL | E |
| KETTENSTREBENLÄNGE | F |
| RADSTAND | G |
| ÜBERSTANDSHÖHE | H |



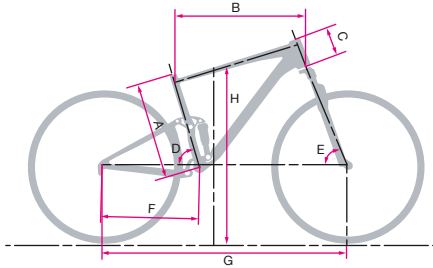
TRIATHLON RAHMEN

| Modell | Rahmengröße | Sitzrohr-Länge (mm) | Oberrohr-Länge (mm) | Steuerrohr-Länge (mm) | Sitz-Winkel (°) | Lenk-Winkel (°) | Kettenstreb-Länge (mm) | Radstand (mm) | Überstands-Höhe (mm) | Stack (mm) | Reach (mm) |
|--|-------------|---------------------|---------------------|-----------------------|-----------------|-----------------|------------------------|---------------|----------------------|------------|------------|
| Anthem Advanced 0 Anthem Advanced 2 Anthem 1 Anthem 3 | S | 390 | 575 | 95 | 73,0 | 69,5 | 433 | 1.079 | 715 | | |
| | M | 440 | 595 | 100 | 73,0 | 69,5 | 433 | 1.099 | 745 | | |
| | L | 490 | 615 | 100 | 73,0 | 69,5 | 433 | 1.119 | 781 | | |
| | XL | 520 | 635 | 110 | 73,0 | 69,5 | 433 | 1.139 | 804 | | |
| Anthem X Advanced 29er 1 Anthem X Advanced 29er 2 Anthem X 29er 1 Anthem X 29er 3 | M | 440 | 594 | 105 | 73,0 | 71,0 | 462 | 1.106 | 768 | | |
| | L | 490 | 615 | 105 | 73,0 | 71,0 | 462 | 1.126 | 805 | | |
| | XL | 520 | 635 | 120 | 73,0 | 71,0 | 462 | 1.146 | 819 | | |
| | S | 380 | 570 | 100 | 73,5 | 67,0 | 440 | 1.125 | 680 | | |
| Trance Advanced Trance 1 Trance 2 Trance 3 Trance 4 Trance SX Advanced Trance SX | M | 435 | 600 | 100 | 73,5 | 67,0 | 440 | 1.156 | 713 | | |
| | L | 485 | 620 | 120 | 73,5 | 67,0 | 440 | 1.177 | 753 | | |
| | XL | 510 | 645 | 135 | 73,5 | 67,0 | 440 | 1.204 | 770 | | |
| | S | 390 | 569 | 105 | 73,0 | 69,5 | 452 | 1.095 | 645 | | |
| Trance X 29er 0 Trance X 29er 1 Trance X 29er 2 | M | 440 | 594 | 105 | 73,0 | 69,5 | 452 | 1.120 | 671 | | |
| | L | 490 | 612 | 105 | 73,0 | 69,5 | 452 | 1.140 | 691 | | |
| | XL | 520 | 635 | 120 | 73,0 | 69,5 | 452 | 1.163 | 714 | | |
| | S | 380 | 570 | 118 | 72,5 | 67,0 | 440 | 1.119 | 721 | | |
| Reign X0 Reign X1 Reign SX | M | 430 | 590 | 127 | 72,5 | 67,0 | 440 | 1.140 | 749 | | |
| | L | 480 | 613 | 150 | 72,5 | 67,0 | 440 | 1.160 | 777 | | |
| | S | 410 | 579 | 115 | 61,8 | 63,5 | 445 | 1.146 | 757 | 586 | 373 |
| Glory 0 Glory 1 Glory 2 | M | 430 | 603 | 115 | 61,8 | 63,5 | 445 | 1.156 | 787 | 586 | 396 |
| | L | 430 | 632 | 130 | 61,8 | 63,5 | 445 | 1.185 | 818 | 586 | 426 |
| | Large | 370 | 585 | 127 | 74,0 | 69,0 | 401 | 1.080 | 784 | | |
| XtC Advanced 0 XtC Advanced 2 XtC Advanced 3 XtC Advanced 4 XtC 0 XtC 1 | S | 390 | 575 | 95 | 73,5 | 69,5 | 430 | 1.073 | 707 | | |
| | M | 440 | 595 | 100 | 73,0 | 69,5 | 430 | 1.088 | 739 | | |
| | L | 490 | 615 | 110 | 73,0 | 69,5 | 430 | 1.109 | 775 | | |
| | XL | 520 | 640 | 120 | 73,0 | 69,5 | 430 | 1.134 | 798 | | |
| | M | 440 | 595 | 105 | 73,0 | 71,5 | 437 | 1.067 | 752 | | |
| XtC Advanced SL 29er 0 XtC Advanced SL 29er 1 | L | 490 | 615 | 105 | 73,0 | 71,5 | 437 | 1.081 | 775 | | |
| | XL | 520 | 635 | 120 | 73,0 | 71,5 | 437 | 1.104 | 803 | | |
| | S | 390 | 575 | 105 | 73,0 | 71,0 | 440 | 1.063 | 724 | | |
| XtC Composite 29er 1 XtC Composite 29er 2 | M | 440 | 595 | 105 | 72,5 | 71,5 | 440 | 1.069 | 752 | | |
| | L | 490 | 615 | 110 | 72,0 | 71,5 | 440 | 1.084 | 775 | | |
| | XL | 520 | 635 | 120 | 72,0 | 71,5 | 440 | 1.105 | 803 | | |

Spezifikations- und Farbänderungen vorbehalten.

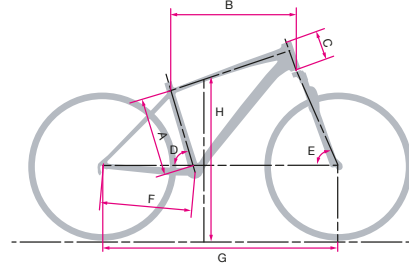
OFF-ROAD

| Modell | Rahmengröße | Sitzrohr-Länge (mm) | Oberrohr-Länge (mm) | Steuerrohr-Länge (mm) | Sitz-Winkel (°) | Lenk-Winkel (°) | Kettenstreb-en-Länge (mm) | Radstand (mm) | Überstands-Höhe (mm) | Stack (mm) | Reach (mm) |
|--|-------------|---------------------|---------------------|-----------------------|-----------------|-----------------|---------------------------|---------------|----------------------|------------|------------|
| Talon 0 Talon 1 Talon 2 Talon 3 Talon 4 Talon 5 | S | 405 | 570 | 105 | 73,5 | 70,0 | 440 | 1.076 | 708 | | |
| | M | 455 | 595 | 115 | 73,0 | 70,0 | 440 | 1.096 | 735 | | |
| | L | 480 | 615 | 130 | 73,0 | 70,0 | 440 | 1.117 | 772 | | |
| | XL | 530 | 640 | 145 | 72,5 | 70,0 | 440 | 1.137 | 809 | | |
| | | S | 390 | 570 | 110 | 73,0 | 70,5 | 450 | 1.066 | 721 | |
| Talon 29er | M | 440 | 595 | 115 | 72,5 | 70,5 | 450 | 1.085 | 749 | | |
| | L | 490 | 615 | 120 | 72,0 | 70,5 | 450 | 1.099 | 772 | | |
| | XL | 520 | 635 | 125 | 72,0 | 70,5 | 450 | 1.119 | 818 | | |
| | | XS | 355 | 540 | 120 | 72,5 | 69,0 | 424 | 1.032 | 724 | |
| Revel 0 Revel 1 Revel 3 | S | 405 | 565 | 130 | 72,5 | 69,0 | 424 | 1.058 | 732 | | |
| | M | 455 | 582 | 145 | 72,5 | 69,0 | 424 | 1.076 | 767 | | |
| | L | 505 | 600 | 160 | 72,0 | 69,0 | 424 | 1.089 | 798 | | |
| | XL | 535 | 615 | 180 | 72,0 | 69,0 | 424 | 1.105 | 810 | | |
| Split 1 Split 2 | XS | 346 | 540 | 120 | 72,0 | 69,0 | 424 | 1.027 | 637 | | |
| | S | 396 | 565 | 130 | 72,0 | 69,0 | 424 | 1.052 | 685 | | |
| | M | 447 | 582 | 145 | 72,0 | 69,0 | 424 | 1.070 | 733 | | |
| | L | 497 | 600 | 160 | 72,0 | 69,0 | 424 | 1.089 | 781 | | |
| Method | | | 521 | | 72,0 | 74,5 | 349 | | | | |



FULL SUSPENSION RAHMEN

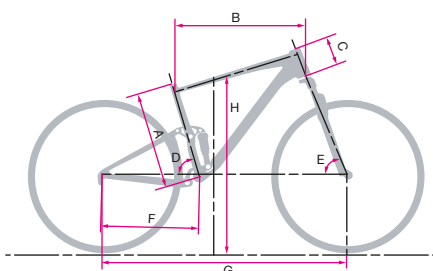
| RAHMENGRÖSSE | A |
|--------------------|---|
| OBERROHRLÄNGE | B |
| STEUERROHRLÄNGE | C |
| SITZWINKEL | D |
| LENKWINKEL | E |
| KETTENSTREBENLÄNGE | F |
| RADSTAND | G |
| ÜBERSTANDSHÖHE | H |



HARDTAIL RAHMEN

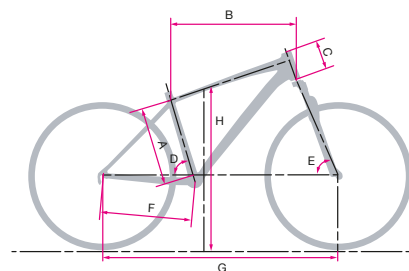
Liv / giant

| Modell | Rahmengröße | Sitzrohr-Länge (mm) | Oberrohr-Länge (mm) | Steuerrohr-Länge (mm) | Sitz-Winkel (°) | Lenk-Winkel (°) | Kettenstreb-en-Länge (mm) | Radstand (mm) | Überstands-Höhe (mm) | Stack (mm) | Reach (mm) |
|--|-------------|---------------------|---------------------|-----------------------|-----------------|-----------------|---------------------------|---------------|----------------------|------------|------------|
| Envie Advanced | XS | 465 | 515 | 130 | 74,5 | 71,0 | 405 | 973 | 756 | 525 | 369 |
| | S | 500 | 532 | 145 | 73,5 | 72,0 | 405 | 971 | 778 | 543 | 371 |
| | M | 520 | 550 | 160 | 73,0 | 73,0 | 405 | 975 | 795 | 561 | 378 |
| Avail Avail Composite | XS | 430 | 515 | 135 | 74,0 | 70,5 | 420 | 988 | 724 | | |
| | S | 465 | 525 | 150 | 74,0 | 72,0 | 420 | 985 | 744 | | |
| | M | 500 | 540 | 170 | 73,5 | 72,0 | 420 | 995 | 758 | | |
| Thrive Composite | S | 380 | 520 | 105 | 74,5 | 70,5 | 430 | 1.017 | 669 | | |
| | S | 420 | 540 | 125 | 74,5 | 71,0 | 430 | 1.034 | 697 | | |
| | M | 465 | 560 | 150 | 74,0 | 71,0 | 430 | 1.050 | 724 | | |
| Lust Advanced | L | 500 | 580 | 175 | 74,0 | 71,0 | 430 | 1.072 | 743 | | |
| | S | 390 | 570 | 100 | 73,0 | 70,0 | 433 | 1.069 | 706 | | |
| | M | 440 | 590 | 110 | 73,0 | 70,0 | 433 | 1.089 | 721 | | |
| Lust | L | 490 | 600 | 120 | 73,0 | 70,0 | 433 | 1.100 | 768 | | |
| | S | 390 | 570 | 100 | 73,0 | 70,0 | 433 | 1.069 | 683 | | |
| | M | 440 | 590 | 110 | 73,0 | 70,0 | 433 | 1.089 | 719 | | |
| Lust | L | 490 | 600 | 120 | 73,0 | 70,0 | 433 | 1.100 | 753 | | |
| | S | 380 | 560 | 105 | 73,5 | 68,0 | 446 | 1.108 | 690 | | |
| | M | 430 | 580 | 115 | 73,5 | 68,0 | 446 | 1.129 | 717 | | |
| Intrigue 1 Intrigue 2 | L | 480 | 590 | 125 | 73,5 | 68,0 | 446 | 1.140 | 754 | | |
| | S | 400 | 570 | 100 | 73,0 | 70,0 | 430 | 1.058 | 703 | | |
| | M | 440 | 590 | 110 | 73,0 | 70,0 | 430 | 1.078 | 724 | | |
| Obsess Advanced | L | 490 | 600 | 130 | 73,0 | 70,0 | 430 | 1.089 | 756 | | |
| | S | 400 | 570 | 120 | 73,5 | 70,0 | 440 | 1.077 | 654 | | |
| | M | 440 | 590 | 135 | 73,0 | 70,0 | 440 | 1.092 | 686 | | |
| Tempt 0 Tempt 2 Tempt 4 Tempt 5 | L | 490 | 600 | 150 | 72,5 | 70,0 | 440 | 1.097 | 722 | | |
| | S | 420 | 550 | 125 | 73,5 | 71,0 | 455 | 1.057 | 660 | | |
| | M | 470 | 570 | 140 | 73,0 | 71,0 | 455 | 1.073 | 686 | | |
| Rove 0 Rove 2 | L | 530 | 590 | 160 | 73,0 | 71,0 | 455 | 1.094 | | | |
| | S | 420 | 544 | 125 | 74,0 | 71,0 | 455 | 1.057 | 635 | | |
| | M | 470 | 570 | 140 | 73,0 | 71,0 | 455 | 1.073 | 663 | | |
| Rove 3 | L | 530 | 590 | 160 | 73,0 | 71,0 | 455 | 1.094 | 691 | | |
| | S | 360 | 540 | 130 | 74,0 | 70,0 | 424 | 1.035 | 633 | | |
| | S | 406 | 565 | 150 | 74,0 | 70,0 | 424 | 1.061 | 658 | | |
| Enchant | M | 455 | 590 | 180 | 74,0 | 70,0 | 424 | 1.088 | 691 | | |



FULL SUSPENSION RAHMEN

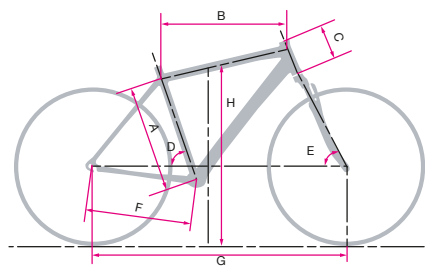
| RAHMENGRÖSSE | A |
|--------------------|---|
| OBERROHRLÄNGE | B |
| STEUERROHRLÄNGE | C |
| SITZWINKEL | D |
| LENKWINKEL | E |
| KETTENSTREBENLÄNGE | F |
| RADSTAND | G |
| ÜBERSTANDSHÖHE | H |



HARDTAIL RAHMEN

Spezifikations- und Farbänderungen vorbehalten.

| Modell | Rahmenform | Rahmengröße | Sitzrohr-Länge (mm) | Oberrohr-Länge (mm) | Steuerrohr-Länge (mm) | Sitz-Winkel (°) | Lenk-Winkel (°) | Kettenstrebenn-Länge (mm) | Radstand (mm) | Überstands-Höhe (mm) | Stack (mm) | Reach (mm) |
|---|------------|-------------|---------------------|---------------------|-----------------------|-----------------|-----------------|---------------------------|---------------|----------------------|------------|------------|
| Full-E+ 0 Full-E+ 1 | | S | 420 | 565 | 120 | 73,5 | 67,5 | 470 | 1.145 | 810 | 596 | 389 |
| | | M | 450 | 590 | 125 | 73,0 | 67,5 | 470 | 1.165 | 814 | 600 | 407 |
| | | L | 500 | 610 | 145 | 73,0 | 67,5 | 470 | 1.187 | 845 | 619 | 421 |
| | | XL | 530 | 635 | 170 | 72,0 | 67,5 | 470 | 1.200 | 866 | 642 | 427 |
| Talon E+ 0 Talon E+ 1 | | S | 435 | 570 | 130 | 73,0 | 70,0 | 455 | 1.059 | 776 | 606 | 385 |
| | | M | 485 | 590 | 140 | 73,0 | 70,0 | 455 | 1.074 | 800 | 615 | 402 |
| | | L | 535 | 610 | 155 | 73,0 | 70,0 | 455 | 1.092 | 832 | 630 | 417 |
| | | XL | 585 | 630 | 170 | 73,0 | 70,0 | 455 | 1.117 | 849 | 644 | 433 |
| Roam XR E+ | | M | 500 | 580 | 125 | 73,0 | 71,0 | 455 | 1.087 | 800 | 606 | 395 |
| | | L | 550 | 600 | 140 | 73,0 | 71,0 | 455 | 1.095 | 830 | 620 | 410 |
| | | XL | 600 | 610 | 160 | 73,0 | 71,0 | 455 | 1.109 | 865 | 640 | 424 |
| Aspiro Speed E+ Aspiro E+ 1 | GTS | M | 500 | 580 | 125 | 73,0 | 71,0 | 455 | 1.087 | 772 | 606 | 395 |
| | | L | 550 | 600 | 140 | 73,0 | 71,0 | 455 | 1.095 | 828 | 620 | 410 |
| | | XL | 600 | 610 | 160 | 73,0 | 71,0 | 455 | 1.109 | 865 | 640 | 424 |
| | STA | S | 450 | 575 | 125 | 73,0 | 71,0 | 455 | 1.086 | 616 | 620 | 386 |
| | | M | 500 | 585 | 140 | 73,0 | 71,0 | 455 | 1.088 | 607 | 620 | 390 |
| | | L | 550 | 590 | 160 | 73,0 | 71,0 | 455 | 1.096 | 593 | 639 | 404 |
| | LDS | S | 450 | 570 | 160 | 72,5 | 70,0 | 455 | 1.082 | 450 | 635 | 369 |
| | | M | 500 | 585 | 190 | 72,0 | 70,0 | 455 | 1.083 | 442 | 663 | 369 |
| | | L | 550 | 600 | 190 | 72,0 | 70,0 | 455 | 1.092 | 440 | 663 | 385 |
| Explore XR E+ Explore E+ 0 Explore E+ 1 | GTS | M | 500 | 580 | 140 | 72,5 | 70,5 | 470 | 1.088 | | 616 | 380 |
| | | L | 550 | 600 | 140 | 72,5 | 70,5 | 470 | 1.110 | | 616 | 402 |
| | | XL | 600 | 620 | 160 | 72,5 | 70,5 | 470 | 1.132 | | 635 | 417 |
| | STA | S | 450 | 570 | 160 | 73,0 | 70,5 | 470 | 1.084 | | 635 | 369 |
| | | M | 500 | 585 | 160 | 72,5 | 70,5 | 470 | 1.099 | | 635 | 384 |
| | | L | 550 | 600 | 180 | 72,5 | 70,5 | 470 | 1.115 | | 654 | 393 |
| Prime E+ 0 Prime E+ 1 | | S | 450 | 570 | 160 | 73,0 | 70,0 | 470 | 1.102 | 430 | 674 | 368 |
| | | M | 500 | 580 | 190 | 73,0 | 70,0 | 470 | 1.108 | 416 | 707 | 368 |
| | | L | 550 | 600 | 190 | 73,0 | 70,0 | 470 | 1.123 | 437 | 707 | 383 |
| Twist Elegance C0 Twist Elegance C1 | | 28" / S | 450 | 585 | 160 | 75,0 | 69,0 | 482 | 1.155 | 545 | 633 | 413 |
| | | 28" / M | 500 | 605 | 160 | 73,8 | 69,0 | 482 | 1.164 | 508 | 633 | 421 |
| | | 28" / L | 550 | 628 | 180 | 72,0 | 69,0 | 482 | 1.169 | 483 | 652 | 420 |
| | | 26" / S | 450 | 583 | 160 | 72,4 | 69,0 | 457 | 1.109 | 523 | 573 | 404 |
| | | 26" / M | 500 | 591 | 180 | 72,3 | 69,0 | 457 | 1.117 | 502 | 592 | 404 |
| Twist Elegance F | | 28" / S | 450 | 590 | 160 | 73,0 | 69,0 | 480 | 1.122 | 413 | 658 | 372 |
| | | 28" / M | 500 | 610 | 160 | 72,0 | 69,0 | 480 | 1.131 | 400 | 658 | 392 |
| | | 28" / L | 550 | 630 | 180 | 72,0 | 69,0 | 480 | 1.152 | 400 | 677 | 406 |
| | | 26" / S | 450 | 580 | 160 | 71,0 | 69,0 | 480 | 1.102 | 360 | 605 | 340 |
| | | 26" / M | 500 | 590 | 180 | 71,0 | 69,0 | 480 | 1.112 | 362 | 624 | 343 |

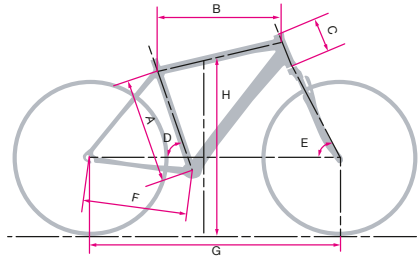


| | |
|--------------------|---|
| RAHMENGRÖSSE | A |
| OBERRÖHRLÄNGE | B |
| STEUERROHRLÄNGE | C |
| SITZWINKEL | D |
| LENKWINKEL | E |
| KETTENSTREBENLÄNGE | F |
| RADSTAND | G |
| ÜBERSTANDSHÖHE | H |

E-BIKE RAHMEN

| Modell | Rahmenform | Rahmen-Größe | Sitzrohr-Länge (mm) | Oberrohr-Länge (mm) | Steuerrohr-Länge (mm) | Sitz-Winkel (°) | Lenk-Winkel (°) | Kettenstreben-Länge (mm) | Radstand (mm) | Überstands-Höhe (mm) | Stack (mm) | Reach (mm) |
|--|------------|--------------|---------------------|---------------------|-----------------------|-----------------|-----------------|--------------------------|---------------|----------------------|------------|------------|
| TCX Advanced TCX SLR | | S | 500 | 530 | 130 | 73,5 | 71,0 | 430 | 1.014 | 780 | | |
| | | M | 525 | 545 | 145 | 73,0 | 71,5 | 430 | 1.019 | 803 | | |
| | | ML | 545 | 560 | 160 | 73,0 | 72,0 | 430 | 1.020 | 821 | | |
| | | L | 555 | 575 | 175 | 73,0 | 72,5 | 430 | 1.030 | 832 | | |
| Revolt 0 Revolt 1 | | S | 450 | 555 | 135 | 73,5 | 70,0 | 440 | 1.058 | 729 | | |
| | | M | 470 | 565 | 155 | 73,5 | 70,5 | 440 | 1.064 | 748 | | |
| | | ML | 490 | 570 | 170 | 73,0 | 70,5 | 440 | 1.064 | 765 | | |
| | | L | 510 | 580 | 185 | 72,5 | 70,5 | 440 | 1.069 | 780 | | |
| | | XL | 530 | 585 | 200 | 72,5 | 70,5 | 440 | 1.075 | 799 | | |
| AnyRoad | | S | 465 | 525 | 160 | 74,0 | 71,0 | 430 | 1.015 | 719 | | |
| | | M | 475 | 540 | 185 | 73,5 | 72,0 | 430 | 1.016 | 733 | | |
| | | ML | 505 | 550 | 200 | 73,0 | 72,0 | 430 | 1.020 | 760 | | |
| | | L | 525 | 570 | 215 | 73,0 | 72,0 | 430 | 1.040 | 770 | | |
| | | XL | 555 | 590 | 235 | 73,0 | 72,0 | 430 | 1.061 | 796 | | |
| Roam XR Roam 0 Roam 1 Roam 2 Roam 3 | | M | 480 | 570 | 125 | 73,0 | 71,0 | 455 | 1.071 | 785 | | |
| | | L | 530 | 590 | 140 | 73,0 | 71,0 | 455 | 1.092 | 813 | | |
| | | XL | 585 | 610 | 160 | 73,0 | 71,0 | 455 | 1.113 | 841 | | |
| Seek 1 Seek 2 | | M | 450 | 565 | 125 | 73,0 | 71,0 | 438 | 1.048 | 785 | | |
| | | L | 500 | 585 | 140 | 73,0 | 71,0 | 438 | 1.068 | 809 | | |
| | | XL | 550 | 605 | 160 | 73,0 | 71,0 | 438 | 1.089 | 839 | | |
| Escape RX Escape N8 | | M | 485 | 580 | 145 | 73,0 | 71,0 | 455 | 1.076 | 774 | | |
| | | L | 535 | 595 | 170 | 73,0 | 71,0 | 455 | 1.092 | 806 | | |
| | | XL | 585 | 610 | 200 | 73,0 | 71,0 | 455 | 1.108 | 843 | | |
| Triple X1 Triple X2 | | M | 500 | 600 | 140 | 72,0 | 70,0 | 475 | 1.120 | | | |
| | | L | 550 | 620 | 160 | 72,0 | 70,0 | 475 | 1.140 | | | |
| | | XL | 600 | 640 | 180 | 72,0 | 70,0 | 475 | 1.161 | | | |
| Mio | | S | 450 | 640 | 140 | 70,0 | 70,0 | 470 | 1.132 | | | |
| | | M | 500 | 660 | 170 | 70,0 | 70,0 | 470 | 1.152 | | | |
| | | L | 550 | 680 | 200 | 70,0 | 70,0 | 470 | 1.172 | | | |
| Aero RS0 Aero RS | GTS | M | 485 | 580 | 145 | 73,0 | 71,0 | 451 | 1.076 | | | |
| | | L | 535 | 595 | 170 | 73,0 | 71,0 | 451 | 1.092 | | | |
| | | XL | 585 | 610 | 200 | 73,0 | 71,0 | 451 | 1.108 | | | |
| | STA | S | 460 | 570 | 155 | 73,0 | 71,0 | 451 | 1.066 | | | |
| | | M | 500 | 580 | 175 | 73,0 | 71,0 | 451 | 1.077 | | | |
| Aero RS2 | GTS | M | 500 | 565 | 150 | 73,0 | 70,0 | 455 | 1.070 | | | |
| | | L | 550 | 580 | 170 | 72,5 | 70,0 | 455 | 1.081 | | | |
| | | XL | 600 | 600 | 190 | 72,5 | 70,5 | 455 | 1.096 | | | |
| | STA | S | 440 | 560 | 150 | 73,0 | 69,5 | 455 | 1.070 | | | |
| | | M | 500 | 565 | 170 | 73,0 | 70,0 | 455 | 1.071 | | | |
| Aspiro CS2 | GTS | M | 500 | 580 | 160 | 72,0 | 70,0 | 455 | 1.078 | | | |
| | | L | 550 | 600 | 160 | 72,0 | 70,0 | 455 | 1.099 | | | |
| | | XL | 600 | 620 | 190 | 72,0 | 70,0 | 455 | 1.120 | | | |
| | STA | S | 450 | 570 | 160 | 72,5 | 70,0 | 455 | 1.080 | | | |
| | | M | 500 | 585 | 160 | 72,0 | 70,0 | 455 | 1.089 | | | |
| | | L | 550 | 600 | 190 | 72,0 | 70,0 | 455 | 1.105 | | | |
| | LDS | S | 450 | 570 | 160 | 72,5 | 70,0 | 455 | 1.088 | | | |
| | | M | 500 | 585 | 190 | 72,0 | 70,0 | 455 | 1.090 | | | |
| | | L | 550 | 600 | 190 | 72,0 | 70,0 | 455 | 1.105 | | | |
| Argento RS0 Argento RS1 Argento RS2 Argento CS Lite | GTS | M | 500 | 580 | 160 | 72,5 | 70,0 | 460 | 1.097 | | | |
| | | L | 550 | 600 | 160 | 72,5 | 70,0 | 460 | 1.117 | | | |
| | | XL | 600 | 620 | 190 | 72,5 | 70,0 | 460 | 1.139 | | | |
| | STA | S | 450 | 560 | 160 | 72,5 | 70,0 | 460 | 1.083 | | | |
| | | M | 500 | 580 | 160 | 72,5 | 70,0 | 460 | 1.097 | | | |
| | | L | 550 | 600 | 190 | 72,5 | 70,0 | 460 | 1.119 | | | |
| | LDS | S | 450 | 590 | 160 | 72,5 | 70,0 | 460 | 1.107 | | | |
| | | M | 500 | 600 | 190 | 72,5 | 70,0 | 460 | 1.119 | | | |
| | | L | 550 | 610 | 190 | 72,5 | 70,0 | 460 | 1.129 | | | |

| Modell | Rahmenform | Rahmen-Größe | Sitzrohr-Länge (mm) | Oberrohr-Länge (mm) | Steuerrohr-Länge (mm) | Sitz-Winkel (°) | Lenk-Winkel (°) | Kettenstreben-Länge (mm) | Radstand (mm) | Überstands-Höhe (mm) | Stack (mm) | Reach (mm) |
|--|------------|--------------|---------------------|---------------------|-----------------------|-----------------|-----------------|--------------------------|---------------|----------------------|------------|------------|
| Tourer RS1 Tourer RS2 Tourer CS1 Tourer CS2 | GTS | M | 500 | 580 | 160 | 72,5 | 70,0 | 460 | 1.097 | | | |
| | | L | 550 | 600 | 160 | 72,5 | 70,0 | 460 | 1.117 | | | |
| | | XL | 600 | 620 | 190 | 72,5 | 70,0 | 460 | 1.139 | | | |
| | STA | S | 450 | 560 | 160 | 72,5 | 70,0 | 460 | 1.083 | | | |
| | | M | 500 | 580 | 160 | 72,5 | 70,0 | 460 | 1.097 | | | |
| | | L | 550 | 600 | 190 | 72,5 | 70,0 | 460 | 1.119 | | | |
| | LDS | S | 450 | 590 | 160 | 72,5 | 70,0 | 460 | 1.107 | | | |
| | | M | 500 | 600 | 190 | 72,5 | 70,0 | 460 | 1.119 | | | |
| | | L | 550 | 610 | 190 | 72,5 | 70,0 | 460 | 1.129 | | | |
| Halfway | | | 310 | 589 | 170 | 67,0 | 72,0 | 380 | 995 | 541 | | |
| ExpressWay | | | 395 | 554 | 130 | 72,5 | 71,0 | 405 | 1.015 | 546 | | |



| | |
|--------------------|---|
| RAHMENGRÖSSE | A |
| OBERRÖHRLÄNGE | B |
| STEUERROHRLÄNGE | C |
| SITZWINKEL | D |
| LENKWINKEL | E |
| KETTENSTREBENLÄNGE | F |
| RADSTAND | G |
| ÜBERSTANDSHÖHE | H |

TOURING RAHMEN

JUNIOR

| Modell | Rahmengröße | Sitzrohr-Länge (mm) | Oberrohr-Länge (mm) | Steuerrohr-Länge (mm) | Sitz-Winkel (°) | Lenk-Winkel (°) | Kettenstreben-Länge (mm) | Radstand (mm) | Überstands-Höhe (mm) | Stack (mm) | Reach (mm) |
|----------------------------|-------------|---------------------|---------------------|-----------------------|-----------------|-----------------|--------------------------|---------------|----------------------|------------|------------|
| TCR Espoir | 24" | 345 | 497 | 109 | 70,0 | 71,0 | 383 | 905 | | | |
| XiC jr. 0 XiC jr. 1 24" | 24" | 305 | 521 | 120 | 73,0 | 72,0 | 410 | 948 | | | |
| XiC jr. 1 20" | 20" | 255 | 451 | 120 | 72,0 | 72,0 | 373 | 857 | | | |
| Areva | 24" | 305 | 521 | 120 | 73,0 | 72,0 | 410 | 948 | | | |
| Revel jr. Lite | 20" | 255 | 386 | | 72,0 | 72,0 | 373 | | | | |
| Animator Puddn | 16" | | | | | | | | | | |